

Underbench Storage Refrigerators with Glass Door - Slimline

Features:

- Self closing glass doors with integrated handles
- Digital controller and digital temperature display
- Dynamic fan forced cooling system with automatic defrosting
- Continuous shelf for maximum use of space
- Stainless steel finish exterior and interior
- Frequency/voltage: 50Hz/220-240 V

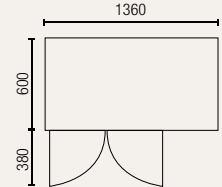
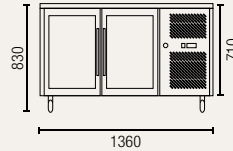
- Plastic coated steel shelves
- Lockable engine compartment
- Refrigerant: R290
- Lockable castor wheels
- Ambient temperatures +16°C to +43°C



SSC260G



Continuous shelf for maximum use of space



Allow min. 100mm clearance for installation, all vents must be left clear

Gross volume: 260 L

Exterior dimensions in mm: 1360w x 600d x 830h

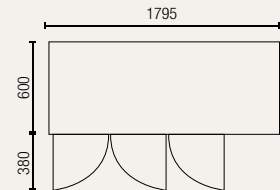
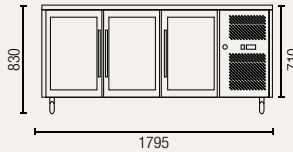
Number of adjustable shelves: 2

Temperature set range: -2°C to +8°C

Gross/net weight: 120/103 kg

Energy consumption in 24h: 2.2 kWh

SSC400G



Continuous shelf for maximum use of space



Allow min. 100mm clearance for installation, all vents must be left clear

Gross volume: 386 L

Exterior dimensions in mm: 1795w x 600d x 830h

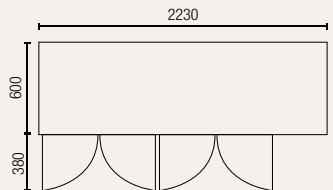
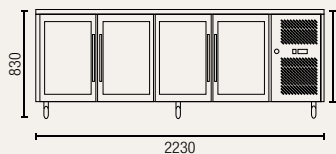
Number of adjustable shelves: 3

Temperature set range: -2°C to +8°C

Gross/net weight: 148/129 kg

Energy consumption in 24h: 3.1 kWh

SSC550G



Continuous shelf for maximum use of space



Allow min. 100mm clearance for installation, all vents must be left clear

Gross volume: 511 L

Exterior dimensions in mm: 2230w x 600d x 830h

Number of adjustable shelves: 4

Temperature set range: -2°C to +8°C

Gross/net weight: 172/153 kg

Energy consumption in 24h: 4.7 kWh