

GOGRF12 TOWER COUNTER SERIES CHILLED

COSSIGA

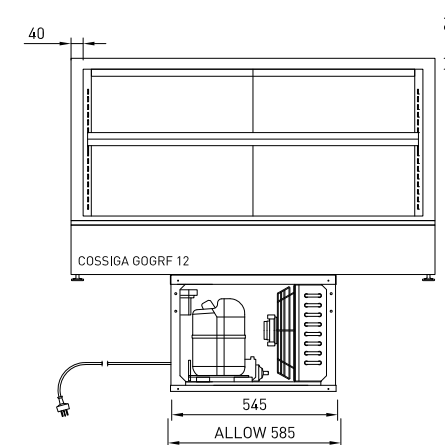
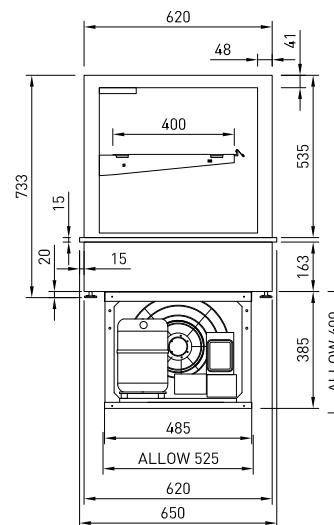
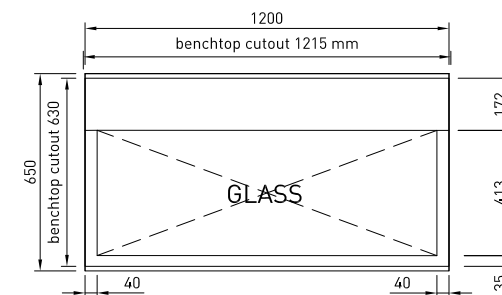
GOGRF12



PRODUCT FEATURES

- Double glazed, condensation free, glass on glass construction
- Sliding double glazed rear doors argon filled
- Deck forced refrigeration
- Double glazed with painted edges
- Adjustable glass shelf (additional shelf available)
- Ticket strips on shelf and deck
- Under shelf and canopy LED lights
- Integral condenser, self evaporating

Maximum shelf load weight 15kg spread evenly



CABINET DIMENSIONS & SPECIFICATIONS

Prior to installation see, installation guidelines, ventilation requirements and drainage options documents

MODEL	CABINET			SHELVING WEIGHT KG	SHELVING 1 + BASE	OPERATING TEMP DEG C	SHELF W X D	BASE TRAY W X D	TOTAL FOOD 100MM UNITS	DISPLAY M ²	INTERNAL VOLUME M ³	FREQUENCY	REFRIGERANT	POWER		CONNECTION ELECTRICAL POWER CORD 2200MM		VOLTAGE	PACKED FOR SHIPPING			
	LENGTH [MM]	DEPTH [MM]	HEIGHT [MM]											KWH	AMP	NZ/AUS 10 AMP	UK 13 AMP		LENGTH [MM]	DEPTH [MM]	HEIGHT [MM]	WEIGHT
GOGRF12	1200	650	733	170	1 + BASE	3-9	1090 X 430	1050 X 410	99	0.89	0.60	50/60 HZ	R290	1.10	4.7	3 PIN PLUG	3 PIN PLUG	220-240V	1300	750	1255	177