

BTGRF15 TOWER SERIES REFRIGERATED

COSSIGA

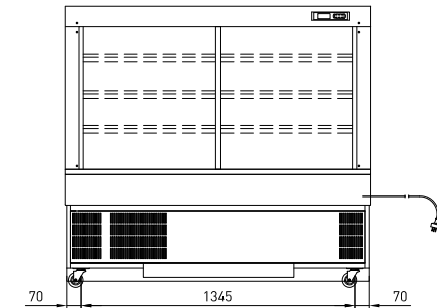
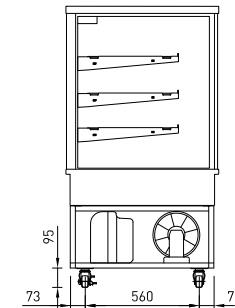
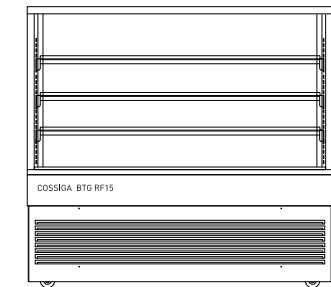
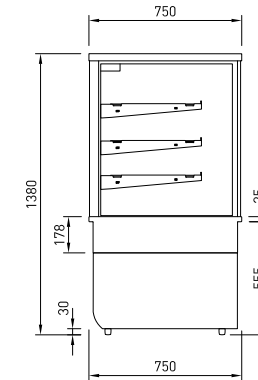
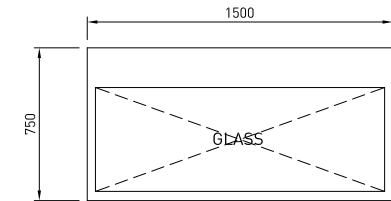
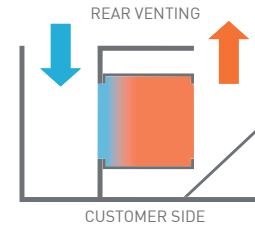
BTGRF15



PRODUCT FEATURES

- Heated double glazed glass top, sides and front
- Heated rear sub frame
- Argon filled rear doors
- Sliding rear doors
- Solid front or sliding front doors
- Deck forced refrigeration
- Three adjustable shelves - flat or angled
- Ticket strips on shelves and base
- Under shelf and canopy LED lights
- Integral condenser

Maximum shelf load weight 15kg spread evenly
All units rear venting



REAR VIEW

CABINET DIMENSIONS & SPECIFICATIONS

Prior to installation see, installation guidelines, ventilation requirements and drainage options documents

MODEL	CABINET			SHELVING WEIGHT KG	SHELVING 3 + BASE	OPERATING TEMP DEG C	SHELF W X D	BASE TRAY W X D	TOTAL FOOD 100MM UNITS	DISPLAY M ²	INTERNAL VOLUME M ³	FREQUENCY 50/60 HZ	REFRIGERANT R290	POWER		CONNECTION ELECTRICAL POWER CORD 2200MM		VOLTAGE 220-240V	PACKED FOR SHIPPING			
	LENGTH [MM]	DEPTH [MM]	HEIGHT [MM]											KW 230V	AMP	NZ/AUS 10 AMP 3 PIN PLUG	UK 13 AMP 3 PIN PLUG		LENGTH [MM]	DEPTH [MM]	HEIGHT [MM]	WEIGHT
BTGRF15	1500	750	1380	329	3 + BASE	3-5	1390 X 445	1440 x 510	285	2.59	0.75	50/60 HZ	R290	1.91	8.3	3 PIN PLUG	3 PIN PLUG	220-240V	1600	830	1550	337