

INSTALLATION GUIDE

UTP Keystone Jack 180°


YOU WILL NEED




CTSTRIP
UTP/STP Cable
Cutter & Stripper




JKRAPID
Rapid Termination
Tool for 180°
Keystone Jacks

- 


Strip the outer jacket 38mm

- 

Seat the colour coded wire pairs in the corresponding colours on the IDC's as per wiring configuration T568A or T568B

- 

Punch down the wire pairs with the Rapid Termination Tool.

- 

Carefully snip the excess wires. Clip the cable retention cap/dust cover into place.