

# FIBRE PIGTAILS, LC OS2, 2M LENGTH - 6 PACK




## Technical Overview


CERTECH Fibre Optic Pigtaills provide a high-performance solution for reliable fibre termination in structured cabling and FTTx networks. Factory-terminated connectors ensure consistent low insertion loss and superior optical performance when used with fusion splicing. Designed for compatibility with industry-standard enclosures, they support efficient installation across enterprise, data centre and access network environments.

## Standards

<b>AS/NZS 14763.3</b>	Australian Fibre Testing Standard
<b>AS/CA S008</b>	Australian Manufacturing Requirements
<b>AS 11801 series</b>	Australian Performance Standard
<b>IEC 61300 Series</b>	Fibre Connector Performance Testing
<b>G.657.A2</b>	Fibre Core Construction (Bend Insensitive)
<b>TIA-598-E</b>	Fibre Core Colour Code

## Features

-  G.657.A2 Bend insensitive fibre for reduced bend attenuation and improved flexibility
-  Precision factory-terminated connectors for consistent end-face geometry and performance
-  TIA-598 Colour coding for standardised fibre identification



## Product

### Product Code

FPTLCOS26

### Description

Fibre Pigtaills, LC OS2,  
2m Length - 6 Pack



# FIBRE PIGTAILS, LC OS2, 2M LENGTH - 6 PACK

## Technical Specifications

Geometrical Characteristics		
Cladding diameter	124.8±0.7	um
Cladding non-circularity	≤0.7	%
Coating diameter	245±5	um
Coating-cladding concentricity error	≤12.0	um
Coating non-circularity	≤6.0	%
Core-cladding concentricity error	≤0.5	um
Curl (radius)	≥4	m

## Cable Construction Details

Fibre Count	Fibre Type	Tight Buffer	Cable Weight
1F	SM G657A2	0.9±0.05mm	≈ 0.85 kg/km
Fibre	Material	G657A2	
	Colour	Natural	
Tight Buffer	Material	LSZH	
	Colour	Blue, Orange, Green, Brown, Grey, White	
	Diameter	0.9±0.05mm	
Installation Temperature range (°C)		-10°C ~ +60°C	
Operation and transport temperature (°C)		-20°C ~ +70°C	
Min Bending Radius (mm)		30mm	
Tensile Strength (N)	Max	15	
Crush Load (N/100mm)	Long-term	50	
	Short-term	80	

## Standard Colour of Tight Buffer

1	2	3	4	5	6
Blue	Orange	Green	Brown	Grey	White

## Fibre Characteristic

Characteristics	Conditions	Specified Values	Unit
Attenuation (cable)	1310nm	≤0.4	dB/KM
	1550nm	≤0.3	dB/KM
Attenuation vs.Wavelength Max. αdifference	1285-1330nm	≤0.03	dB/KM
	1525-1575nm	≤0.02	dB/KM
Zero dispersion wavelength		1300-1324	nm
Zero dispersion slope		≤0.092	ps/nm <sup>2</sup> .km
PMD		-	
Maximum Individual Fibre		≤0.2	ps/√km
Link Design Value (M=20,Q=0.01%)		≤0.1	ps/√km
Typical value		0.04	ps/√km
Cable cutoff wavelength λ <sub>c</sub>		≤1260	nm
Mode field diameter (MFD)	1310nm	8.8±0.4	nm
	1550nm	9.8±0.5	nm
Effective group index of refraction	1310nm	1.466	-
	1550nm	1.467	-
Point discontinuities	1310nm	≤0.05	dB
	1550nm	≤0.05	dB