









# Owner's Manual

Original Manual - keep in a safe place for future reference


You should not use the trailer if you have not read and understood the contents of this Owner's Manual. Failure to heed this warning may result in serious or fatal injury.

The bicycle trailer can be attached to bicycles with a tire size of 20" to 28".

-  - Our bicycle trailers are designed only for the transport of luggage. Do not transport children or animals.
-  - Maximum load capacity is 30 kg (65 lbs).
-  - Always be aware that the greater the load of the trailer, the greater the effect will be on the handling and braking distance of the bicycle.
-  - Luggage must be securely fastened.
-  - Before each journey, check to make sure the bicycle brakes work properly.
-  - Do not exceed a speed of 40 km/h (25 mph) when traveling with the trailer. Be aware that your bicycle is now an extra 140 cm (55") long.
-  - Be sure that your bicycle is capable of pulling the bicycle trailer. Ask your bicycle dealer or read the manufacturer instructions for proper use.
-  - The trailer load may not exceed 45 cm (18") in height.




Pull up the frame stand.



Remove the pin.



Place the frame into the stand. Insert the pin through the hole and lock in place.



Frame and stand assembled



Loosen the quick release pin to prepare for the rear wheel assembly.



Secure the fender to the rear of the frame.




Assemble the fender.



Attach the rear wheel to the trailer rear fork using the quick release pin.



Remove the connecting spindle from the front fork assembly.



Front fork parts



Secure the trailer frame to the front fork using the connecting spindle.



Insert the safety flag. The trailer assembly is finished.



Different adapters are available for different bikes.




For bikes that don't use the quick release, tighten the screw.



Attach the assembled trailer to the quick release mechanism.



Push down the safety lock to secure the trailer to the bike.



Attach the bag to the trailer frame.

