

a xylem brand

### ACCUMULATOR TANK

#### FEATURES

- Internal Bladder
- Smoother and More Even Flow
- Quieter Water System
- Better Temperature Control
- Longer Pump Life
- Lower Battery Drain
- Simply Fitted to New or Existing Systems
- Compact Size
- Snap-in Port Fittings include both:
  - 1/2" Barbed Hose Fittings and
  - 1/2" Threaded Hose Fittings

#### SPECIFICATIONS

<b>Tank:</b>	Hygienic, Light, Compact, Impact and Pressure Resistant Plastic Construction
<b>Capacity:</b>	1 liter (33 fl oz)
<b>Max. Operating Pressure:</b>	Up to 125 psi (8.6 bar)
<b>Pre-Charge Pressure:</b>	10 psi (0.7 bar)
<b>Air Valve:</b>	Standard Tire Valve
<b>Weight:</b>	1.6 lb (0.7 kg)
<b>Dimensions:</b>	13-1/4" (337 mm) x 4-3/4" (119 mm)

#### IMPROVES MOST AUTOMATIC WATER PRESSURE SYSTEMS

This Accumulator Tank is intended for installation in any pumped water system controlled by a pressure switch. For example, PAR-MAX™ 3 or any Jabsco pressure pumps as found in boats, RV's, motor caravans, coaches and similar applications.

The Accumulator Tank smooths water flow and reduces on/off cycling of the pump by lessening the variation in pressure and flow between the pump and the outlets in the system.

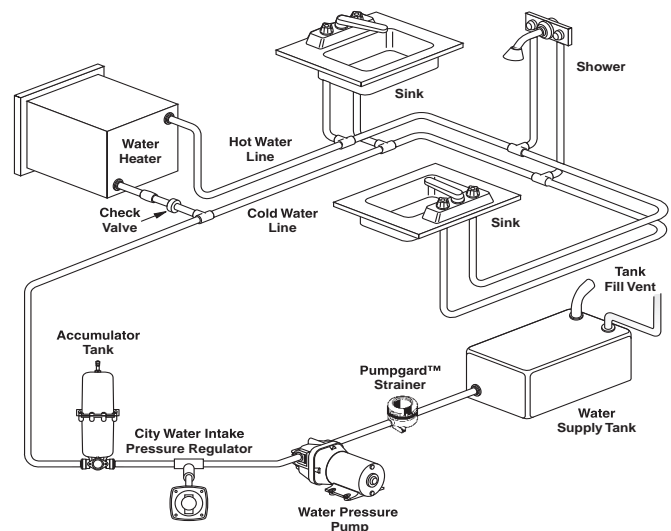
The even flow of water gives better control of hot water temperature *especially noticeable with instantaneous gas water heaters* and with showers.

The reduced on/off cycling reduces noise from the pump motor, and from shock pressures (pipe hammer). It also



Model 30573-0000

reduces battery drain, and gives longer pump life.



#### TYPICAL INSTALLATION

##### PRECHARGE PRESSURE ADJUSTMENT

The 30573-0000 tank is precharged at 10 psi (0.7 bar). If your pump cut-in pressure is significantly different, you may custom tune the tank to best fit your particular installation. To increase air pressure in tank, shut pump off, open a faucet to relieve system pressure and adjust precharge pressure using ordinary tire gauge and tire pump at valve in end of tank. Pressure should be checked from time to time. To check tank pressure: turn off power to water pump, open a faucet to relieve pressure. Check tank pressure, adjust if necessary. Close faucet and turn on power to pump.

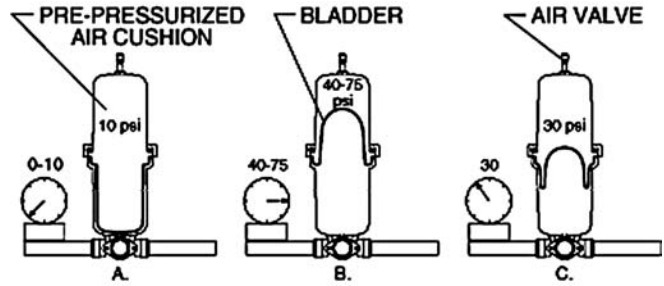
For best results, do not pressurize tank above 10 psi (0.7 bar).

**SAFETY RELIEF VALVE RECOMMENDED**

It is recommended that a relief valve with a setting of no more than 125 psi be installed. Often a relief valve is already installed at the water heater. Check its setting. This will protect the system in case the pressure switch fails.

**HOW THE PRESSURE ACCUMULATOR WORKS**


- A. Factory installed precharged air cushion.
- B. When pump starts, water enters the reservoir. At maximum pressure, system is filled. Pump shuts off.
- C. When water is demanded, pressure in the air



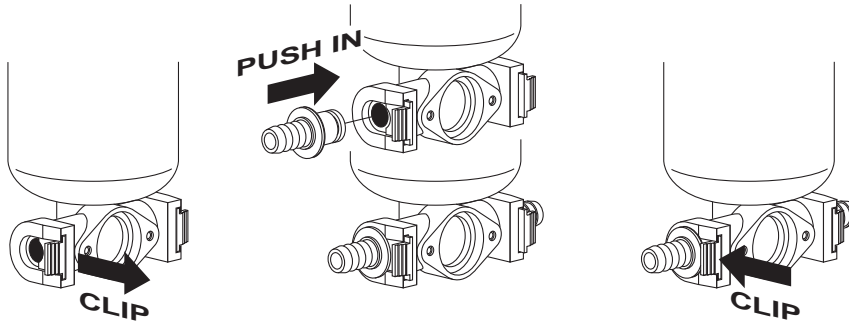
chamber forces water into the system. Pump stays off until minimum pressure is reached. Then pump turns on.

**REPLACEMENT PORTS**

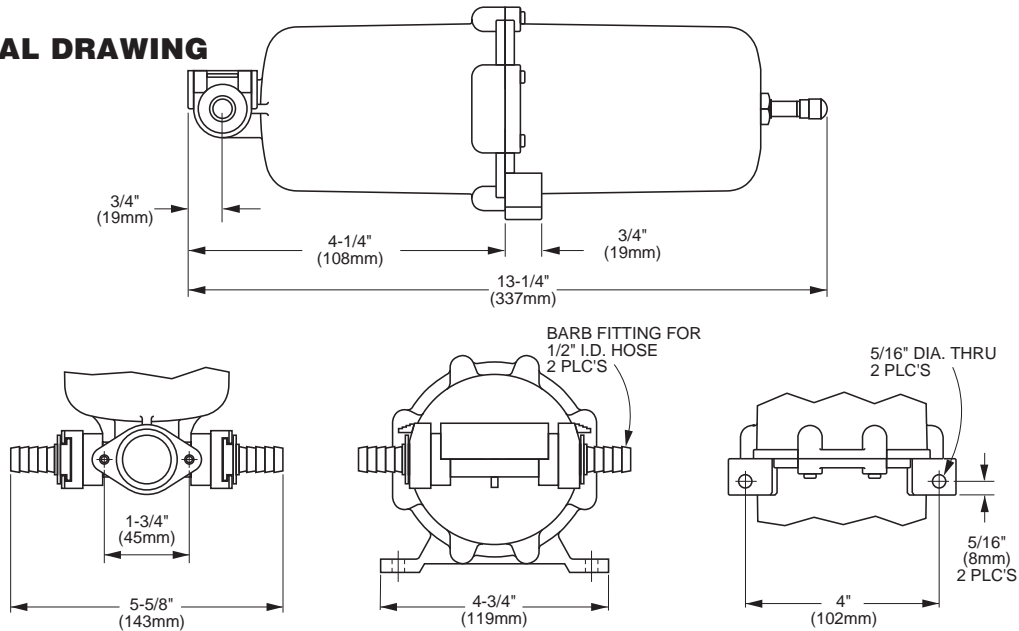
- 1/2" Barb - 30654-1000
- 1/2" Thread - 30649-1000
- (For QUEST \* Type Fittings)



\* QUEST is a trademark of U.S. Brass



**DIMENSIONAL DRAWING**



THE PRODUCTS DESCRIBED HEREIN ARE SUBJECT TO THE JABSCO ONE YEAR LIMITED WARRANTY, WHICH IS AVAILABLE FOR YOUR INSPECTION UPON REQUEST.

[www.xylemflowcontrol.com](http://www.xylemflowcontrol.com)

Jabco, 100 Cummings Center, Ste. 535-N, Beverly, MA 01915  
Tel: +1 978 281 0440 Fax: +1 978 283 2619

Jabco, Bingley Road, Hoddesdon, Hertfordshire, EN11 0BU  
Tel: +44 (0) 1992 450 145 Fax: +44 (0) 1992 467 132

NHK Jabco Co Ltd, 3-21-10, Shin - Yokohama Kohoku-ku, Yokohama 222  
Tel: +81 (0) 45 475 8906 Fax: +81 (0) 45 475 8908

Jabco GmbH, Oststraße 28, 22844 Norderstedt  
Tel: +49 (0) 40 53 53 73 0 Fax: +49 (0) 49 53 53 73 11

Jabco Italia, s.r.l., Via Tommaseo, 6, 20059 Vimercate, Milano  
Tel: +39 039 685 2323 Fax: +39 039 666 307

USA

UK

JAPAN

GERMANY

ITALY



a xylem brand