



24/12-50A

81400352



12/24-3A

81400400



12/24-7A

81400500



48/12-6A

81400600



48/12-9A

81400700



48/12-20A

81400800

24V

20-32V DC

12V

10-15.5V DC

12V

10-15.5V DC

48V

40-62V DC

48V

40-62V DC

48V

40-62V DC

13.6V

720 W

500 W

60A / 50A

<15 mA

27.2V

109 W

82 W

4A / 3A

<15 mA

27.2V

245 W

191 W

9A / 7A

<25 mA

13.6V

109 W

82 W

8A / 6A

<15 mA

13.6V

132 W

108 W

11A / 9A

<15 mA

13.6V

326 W

272 W

24A / 20A

<25 mA

11" x 4.9" x 2.9"
283 x 125 x 74 mm

4 lb / 1.8 kg

CE, E-mark

no

yes

screw terminal

-13°F to 176°F, >86°F derating (-25°C to 80°C, >30°C derating)

natural cooling

IP53

3.5" x 3.4" x 2"
89 x 87 x 50 mm

0.6 lb / 290 gr

CE, E-mark

no

yes

fast-on

-13°F to 176°F, >86°F derating (-25°C to 80°C, >30°C derating)

natural cooling

IP53

6.6" x 3.4" x 2"
167 x 87 x 50 mm

1.3 lb / 610 gr

CE, E-mark

no

yes

fast-on

-13°F to 176°F, >86°F derating (-25°C to 80°C, >30°C derating)

natural cooling

IP53

3.5" x 3.4" x 2"
89 x 87 x 50 mm

0.6 lb / 270 gr

CE, E-mark

no

yes

fast-on

-13°F to 176°F, >86°F derating (-25°C to 80°C, >30°C derating)

natural cooling

IP53

5" x 3.4" x 2"
127 x 87 x 50 mm

0.8 lb / 370 gr

CE, E-mark

no

yes

fast-on

-13°F to 176°F, >86°F derating (-25°C to 80°C, >30°C derating)

natural cooling

IP53

5" x 3.4" x 2"
217 x 87 x 50 mm

1.7 lb / 765 gr

CE, E-mark

no

yes

fast-on

-13°F to 176°F, >86°F derating (-25°C to 80°C, >30°C derating)

natural cooling

IP53



24/12-12A

81500300



24/12-24A

81500350



24/24-3A

81500400



24/24-7A

81500500

24V

20-32V DC

24V

20-32V DC

24V

20-32V DC

24V

20-32V DC

13.6V

245 W

164 W

18A / 12A

<15 mA

13.6V

408 W

326 W

30A / 24A

<15 mA

27.2V

109 W

82 W

4A / 3A

<15 mA

27.2V

245 W

191 W

9A / 7A

<25 mA

6.6" x 3.4" x 2"
167x87x50 mm

1.3 lb / 590 gr

CE, E-mark

yes

yes

fast-on

8.5" x 3.4" x 2"
217 x 87 x 50 mm

1.7 lb / 785 gr

CE, E-mark

yes

yes

fast-on

5" x 3.4" x 2"
127 x 87 x 50 mm

1.1 lb / 440 gr

CE, E-mark

yes

yes

fast-on

8.5" x 3.4" x 2"
217 x 87 x 50 mm

1.8 lb / 820 gr

CE, E-mark

yes

yes

fast-on

-13°F to 176°F, >86°F derating (-25°C to 80°C, >30°C derating)

natural cooling

IP53

natural cooling

IP53

natural cooling

IP53

natural cooling

IP53

Complete package DC Master







All DC Master converters come with a mounting bracket, screws and fast-ons.

For detailed specifications, dimensional drawings, 3D files, images, certificates and manuals see **mastervolt.us**.





DC Master

Specifications

Non-Isolated

	 24/12-3A	 24/12-6A	 24/12-12A	 24/12-24A
Part #	81400100	81400200	81400300	81400330
Input Specifications				
Nominal input voltage	24V	24V	24V	24V
Input range	20–32V DC	20–32V DC	20–32V DC	20–32V DC
Output Specifications				
Nominal output voltage	13.6V	13.6V	13.6V	13.6V
Maximum power	82 W	136 W	245 W	408 W
Nominal power	41 W	82 W	164 W	326 W
Current max. 2 minutes* / continuous	6A / 3A	10A / 6A	18A / 12A	30A / 24A
DC consumption	< 15 mA	< 15 mA	< 15 mA	< 15 mA
General Specifications				
Dimensions, HxWxD	2.6" x 3.4" x 2" 67 x 87 x 50 mm	3.5" x 3.4" x 2" 89 x 87 x 50 mm	5" x 3.4" x 2" 127 x 87 x 50 mm	5" x 3.4" x 2" 167 x 87 x 50 mm
Weight	0.5 lb / 200 gr	0.6 lb / 270 gr	0.9 lb / 405 gr	1.4 lb / 635 gr
Approvals	CE, E-mark	CE, E-mark	CE, E-mark	CE, E-mark
Galvanic isolation	no	no	no	no
Stabilized	yes	yes	yes	yes
Connections input/output	fast-on	fast-on	fast-on	fast-on
Temperature range (ambient temp.)	-13°F to 176°F, >86°F derating (-25°C to 80°C, >30°C derating)			
Cooling	natural cooling	natural cooling	natural cooling	natural cooling
Protection degree	IP53	IP53	IP53	IP53

Isolated

	 12/12-3A	 12/12-6A	 24/12-3A	 24/12-6A
Part #	81500600	81500700	81500100	81500200
Input Specifications				
Nominal input voltage	12V	12V	24V	24V
Input range	10–15.5V DC	10–15.5V DC	20–32V DC	20–32V DC
Output Specifications				
Nominal output voltage	13.6V	13.6V	13.6V	13.6V
Maximum power	54 W	108 W	82 W	136 W
Nominal power	41 W	82 W	41 W	82 W
Current max. 2 minutes* / continuous	4A / 3A	8A / 6A	6A / 3A	10A / 6A
DC consumption	< 15 mA	< 15 mA	< 15 mA	< 15 mA
General Specifications				
Dimensions, HxWxD	3.5" x 3.4" x 2" 89 x 87 x 50 mm	5" x 3.4" x 2" 127 x 87 x 50 mm	3.5" x 3.4" x 2" 89 x 87 x 50 mm	5" x 3.4" x 2" 127 x 87 x 50 mm
Weight	0.6 lb / 290 gr	1 lb / 440 gr	0.6 lb / 290 gr	1.1 lb / 505 gr
Approvals	CE, E-mark	CE, E-mark	CE, E-mark	CE, E-mark
Galvanic isolation	yes	yes	yes	yes
Stabilized	yes	yes	yes	yes
Connections input/output	fast-on	fast-on	fast-on	fast-on
Temperature range (ambient temp.)	-13°F to 176°F, >86°F derating (-25°C to 80°C, >30°C derating)			
Cooling	natural cooling	natural cooling	natural cooling	natural cooling
Protection degree	IP53	IP53	IP53	IP53

* Two minutes of extra power for short power boosts.